



Mosart Web Applications Release Notes

Version 2.0



Mosart Web Applications



Copyright © 2024 Vizrt. All rights reserved.

No part of this software, documentation or publication may be reproduced, transcribed, stored in a retrieval system, translated into any language, computer language, or transmitted in any form or by any means, electronically, mechanically, magnetically, optically, chemically, photocopied, manually, or otherwise, without prior written permission from Vizrt.

Vizrt specifically retains title to all Vizrt software. This software is supplied under a license agreement and may only be installed, used or copied in accordance to that agreement.

Disclaimer

Vizrt provides this publication “as is” without warranty of any kind, either expressed or implied. This publication may contain technical inaccuracies or typographical errors. While every precaution has been taken in the preparation of this document to ensure that it contains accurate and up-to-date information, the publisher and author assume no responsibility for errors or omissions. Nor is any liability assumed for damages resulting from the use of the information contained in this document. Vizrt’s policy is one of continual development, so the content of this document is periodically subject to be modified without notice. These changes will be incorporated in new editions of the publication. Vizrt may make improvements and/or changes in the product(s) and/or the program(s) described in this publication at any time.

Vizrt may have patents or pending patent applications covering subject matters in this document. The furnishing of this document does not give you any license to these patents.

Antivirus

Vizrt does not recommend or test antivirus systems in combination with Vizrt products, as the use of such systems can potentially lead to performance losses. The decision for the use of antivirus software and thus the risk of impairments of the system is solely at the customer's own risk.

There are general best-practice solutions, these include setting the antivirus software to not scan the systems during operating hours and that the Vizrt components, as well as drives on which clips and data are stored, are excluded from their scans (as previously stated, these measures cannot be guaranteed).

Technical Support

For technical support and the latest news of upgrades, documentation, and related products, visit the Vizrt web site at www.vizrt.com.

Created on

2024/09/04

Contents

1	Release Date: 2024-08-19	4
1.1	Showmaker - Early Access	4
1.2	Remote Server Install	5
1.3	Main/Backup Setup	5
1.4	Complete re-design of all Applications	5
1.5	Official Stream Deck Support	6
1.6	Other Improvements	7
1.7	Bug Fixes	8
1.8	Installation and Upgrade Process	8
1.9	System Requirements & Documentation	9
2	Support	9

1 Release Date: 2024-08-19

We are excited to announce the release of Web Applications 2.0! This update introduces a new version of Showmaker, remote server installation capabilities, main/backup support, a complete redesign of all applications, an official Stream Deck plugin, and much more.

We invite your feedback, feature requests, and any comments, as your insights are invaluable to us.

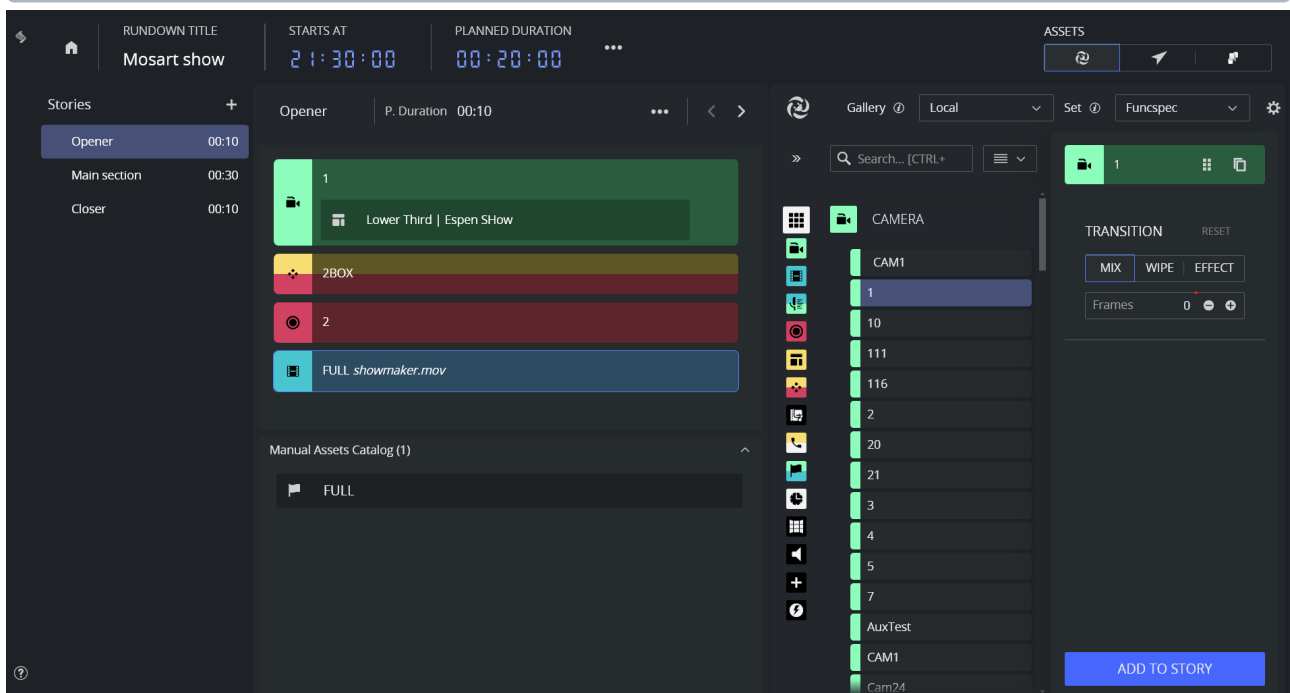
1.1 Showmaker – Early Access

We have developed a new version of Showmaker for creating rundowns for Viz Mosart without requiring a NRCS system. This new tool is designed to extend your use of Viz Mosart to many types of shows.

Showmaker also includes integrations with both Viz Flowics and Viz Pilot Edge, for seamless adding of graphics to your show.

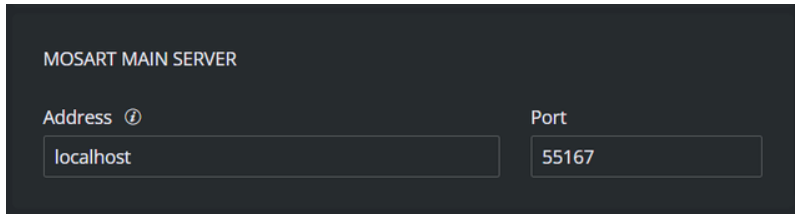
Showmaker uses the trusted MOS protocol, ensuring a reliable and established way to communicate with Viz Mosart.

Early Access - This application has a very minimal feature set for now, but we want to get your feedback early to ensure that we are on the right path.



1.2 Remote Server Install

You can now install Mosart Web Applications on a different machine from the Viz Mosart server. Simply provide the hostname of the Viz Mosart server, and the Web Apps will connect remotely.



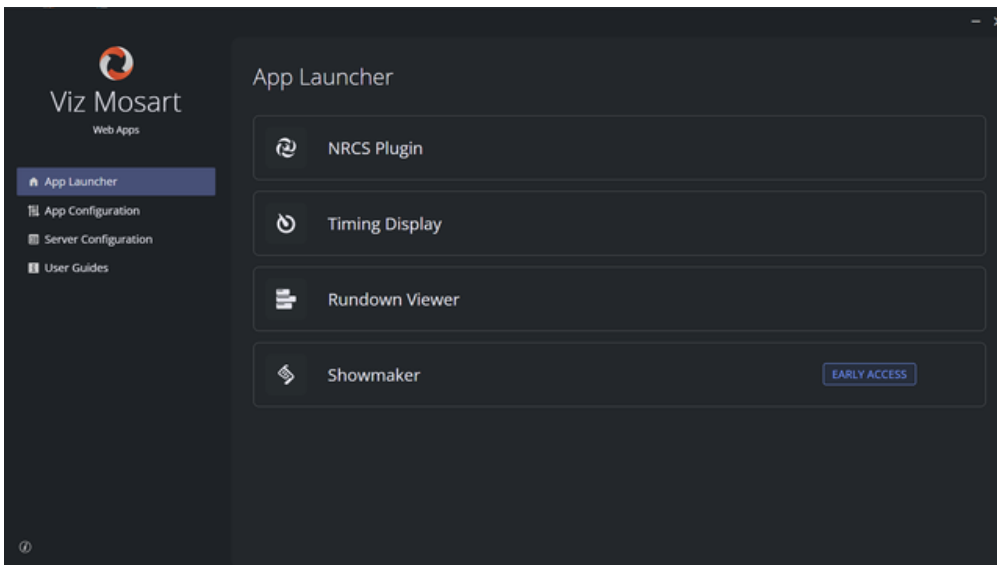
1.3 Main/Backup Setup

You can now connect to two Mosart Servers in a main/backup setup. Rundown Viewer and Timing Display will automatically follow the active server at all times.



1.4 Complete Re-Design Of All Applications

All Mosart Web Applications have been redesigned to align with Vizrt's new design language, focusing on enhanced accessibility and an improved user experience.



1.5 Official Stream Deck Support

We are excited to introduce the official Mosart Stream Deck plugin. Connect to Mosart Web Applications, and commands will be forwarded to the currently active Mosart Server.



1.6 Other Improvements

Responsive NRCS Plugin design

The NRCS Plugin now better adapts to different display sizes. When the space is narrow, we stack the two parts of the UI. This can be turned off with a setting.



- **Customizable interface for NRCS Plugin**

You can now pick how many columns of templates you want and resize the template list.

- **Clearer variant names in Rundown Viewer**

We increased the font size of the Variant name in the timeline, giving focus to important information.

- **Reduced height of stories in Rundown Viewer**

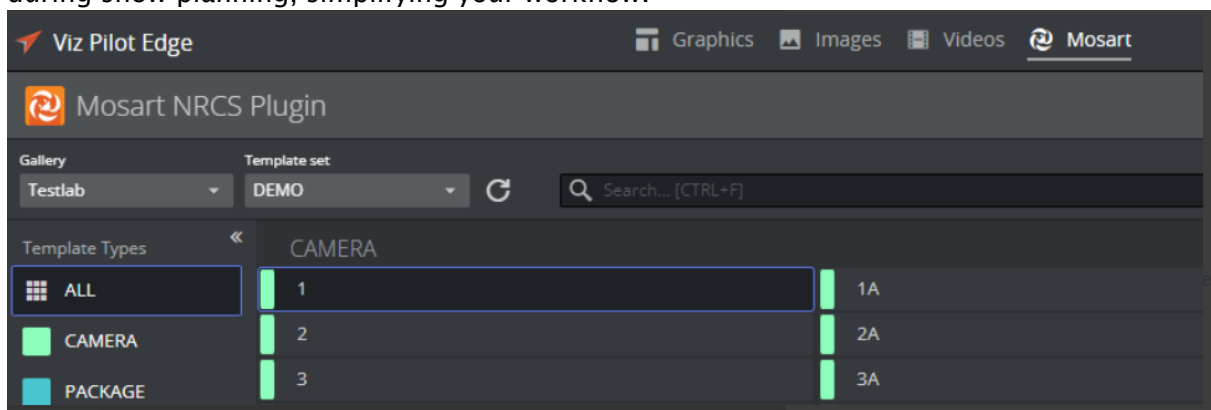
To allow the operator to look further ahead in the rundown, we have reduced the height of each story.

- **Mosart REST API in main/backup**

You can now access the Mosart REST API through the Web Application server, always sending the command to the active Mosart server.

- **Seamless integration of NRCS Plugin with Viz Pilot Edge!**

Enhance your planning efficiency by embedding the Mosart NRCS Plugin directly into Viz Pilot Edge. This integration significantly reduces the need to toggle between applications during show planning, simplifying your workflow.



- **Integrated Story Script in Timing Display**

We added the Story Script component in the Timing Display.

1.7 Bug Fixes

- Not possible to drag-and-drop from the NRCS Plugin to iNEWS when using its native HTML plugin support (MOSART-12210)
- Text color picker in Timing Display not functioning (MOSART-12273)

1.8 Installation And Upgrade Process

- **Installation:** To download this version, please visit the Vizrt FTP site at <https://download.vizrt.com/> and navigate to */products/VizMosart/Latest Version/WebApplications/*.
- **Upgrade:** The installer manages the upgrade, automatically removing older versions of **Vizrt Mosart Web Applications** and **Vizrt Mosart Web Applications Configuration Tool** before installing the new package.

Remember to *close* any running version of the Vizrt Mosart Web Applications Configuration Tool before upgrading.

1.9 System Requirements & Documentation

- Ensure compatibility with Windows 10, Windows Server 2022, and latest Chrome/Edge for a seamless experience across all web applications.
 - The NRCS Plugin should work with any version of Viz Mosart. NRCS Plugin with Viz Pilot Edge requires Viz Pilot Edge 3.1 or later.
 - The Timing Display needs at least Viz Mosart 5.0.3.
 - The Rundown Viewer needs at least Viz Mosart 5.1.0.
 - Detailed user guides are accessible within each application and via [the Vizrt Documentation Center](#) for the latest insights and instructions.
-

2 Support

Support is available at the [Vizrt Support Portal](#).