



# Datacenter Release Notes

Version 2.1



**Copyright** ©2024Vizrt.All rights reserved.

No part of this software, documentation or publication may be reproduced, transcribed, stored in a retrieval system, translated into any language, computer language, or transmitted in any form or by any means, electronically, mechanically, magnetically, optically, chemically, photocopied, manually, or otherwise, without prior written permission from Vizrt.

Vizrt specifically retains title to all Vizrt software. This software is supplied under a license agreement and may only be installed, used or copied in accordance to that agreement.

### **Disclaimer**

Vizrt provides this publication “as is” without warranty of any kind, either expressed or implied. his publication may contain technical inaccuracies or typographical errors. While every precaution has been taken in the preparation of this document to ensure that it contains accurate and up-to-date information, the publisher and author assume no responsibility for errors or omissions. Nor is any liability assumed for damages resulting from the use of the information contained in this document. Vizrt’s policy is one of continual development, so the content of this document is periodically subject to be modified without notice. These changes will be incorporated in new editions of the publication. Vizrt may make improvements and/or changes in the product(s) and/or the program(s) described in this publication at any time.

Vizrt may have patents or pending patent applications covering subject matters in this document. The furnishing of this document does not give you any license to these patents.

### **Antivirus**

Vizrt does not recommend or test antivirus systems in combination with Vizrt products, as the use of such systems can potentially lead to performance losses. The decision for the use of antivirus software and thus the risk of impairments of the system is solely at the customer's own risk.

There are general best-practice solutions, these include setting the antivirus software to not scan the systems during operating hours and that the Vizrt components, as well as drives on which clips and data are stored, are excluded from their scans (as previously stated, these measures cannot be guaranteed).

### **Technical Support**

For technical support and the latest news of upgrades, documentation, and related products, visit the Vizrt web site at [www.vizrt.com](http://www.vizrt.com).

### **Created on**

2024/04/11

# Contents

1	<b>Datcenter 2.1.2</b> .....	4
1.1	Fixed Issues .....	4
2	<b>Datcenter 2.1.1</b> .....	4
2.1	New Features .....	4
2.2	Improvements.....	4
2.3	Fixed Issues .....	4
2.4	Known Issues.....	4
3	<b>Datcenter 2.1.0</b> .....	5
3.1	New Features .....	5
3.2	Improvements.....	5
3.3	Fixed Issues .....	6
3.4	Licensing .....	6
3.5	Installing Datcenter 2.1.0.....	6
3.5.1	Install New Software (Required).....	6
3.5.2	Project Compatibility .....	9
3.5.3	Compatibility Notes .....	9
4	<b>Documentation</b> .....	9
5	<b>Support</b> .....	10

---

# 1 Datacenter 2.1.2

**Release Date:** 2024-04-11

These are the release notes for Datacenter version 2.1.2. This document describes the user-visible changes that have been made to the software since Datacenter 2.1.1.

---

## 1.1 Fixed Issues

- Fixed a bug with the Tracab provider that caused the TCP stream to not be read correctly (RZT-12205).
- Removed unnecessary or redundant logging messages which resulted in very large log files (RZT-12056).

---

# 2 Datacenter 2.1.1

**Release Date:** 2024-04-03

These are the release notes for Datacenter version 2.1.1. This document describes the user-visible changes that have been made to the software since Datacenter 2.1.0.

---

## 2.1 New Features

- Added a restart button in the Admin page (RZT-12101).

---

## 2.2 Improvements

- Improved the Replicator status message when a connection is refused due to HTTPS certificate validation failure (RZT-12114).

---

## 2.3 Fixed Issues

- Fixed a bug with the Tracab provider that caused the fetching of metadata to be dropped each time a new streaming package was received (RZT-12112).

---

## 2.4 Known Issues

- StatsPerform authentication fails when the server used to fetch the time on the Datacenter machine differs by more than +/- 60 seconds than the time of the StatsPerform's servers (RZT-12115).

- When having an active streaming dataset (e.g., Tracab or Socket listener), the interaction with entries of other datasets (for example, adding a manual entry or copying an existing entry's value) may be hindered due to too frequent data updates (RZT-12200).

---

## 3 Datacenter 2.1.0

**Release Date:** 2024-03-14

These are the release notes for Datacenter version 2.1.0. This document describes the user-visible changes that have been made to the software since Datacenter 2.0.1.

---

### 3.1 New Features

- Added support for new Providers:
    - Socket Listener (UDP/TCP) (RZT-10739).
    - Tracab (live tracking data and statistical API) (RZT-11535, RZT-11485).
    - Sportec Solutions (RZT-11624).
  - Added support for CSV files in the File provider (RZT-11139).
  - Added support for data caching when executing scripts (RZT-11138).
  - Added support for per dataset data-mapping to specific Viz Engines (rewire outgoing data to existing control channels and objects on each Viz Engine, separately) (RZT-11334).
  - Individual datasets can now be excluded from being sent out to specific Engines (RZT-11334).
  - UI updates in the Dataset Output panel can now be paused to allow inspection of live incoming data (RZT-11331).
  - Added a performance dashboard that shows statistics on incoming data reception (packets inter-time arrivals and number of received packets over a given time span) as well as script execution time (RZT-11336, RZT-11772).
  - Added new provider licenses (RZT-11482).
- 

### 3.2 Improvements

- Viz Engine Scene ID is now periodically fetched (RZT-11197).
- Dataset can now be stored in nested folders, and the corresponding structure is displayed in the main page with datasets grouped per most common directory path (if any) (RZT-11730, RZT-11731).
- The Simple Page view now supports dataset in nested folders (RZT-12045).
- The interval at which the connection to the Viz Engine check is performed, can now be configured in the Admin settings (RZT-11656).
- The script inspector dialog is improved, reporting errors directly in the editor, including file/line when possible (RZT-11074).
- Vectar provider renamed to TriCaster Vectar (RZT-11762).

---

## 3.3 Fixed Issues

- When clicking on a dataset in the Dataset Panel or a template from the template tables in the Dataset Configuration Panel, the Settings Editor now shows only relevant properties to edit (RZT-11459).
- Fixed issue with the Rest Webservice provider, where the wrong base address was used to resolve endpoint dependencies (RZT-9662).
- Fixed issue where the global delimiter set in the Admin panel was not correctly applied to new datasets (RZT-11076).
- Removing tags from a non-selected dataset would result in an inconsistent state between the backend and frontend (RZT-11687).
- A modified script content would not be reflected in the script inspector dialog (RZT-11074).
- Fixed issue with the license manager picking the wrong license ID with WIBU containers having both V2 and V3 Datacenter Core licenses (RZT-11822).
- Fixed issue where sequences of white spaces were erroneously removed from the datasets entries view in the main UI (RZT-12011).
- Fixed issue where loading a dataset with two or more identical endpoints would crash the backend (RZT-11989).
- Fixed issue where pre-installed datasets with multiple preconfigured endpoints would crash the backend when any endpoint but the second would be edited first (RZT-12036).
- Fixed issue where changing the polling rate of a Stats Perform dataset resulted in an error (RZT-12072).

---

## 3.4 Licensing

Datacenter 2.1.0 requires a WIBU V3 software license.

---

## 3.5 Installing Datacenter 2.1.0

### 3.5.1 Install New Software (Required)

The setup file *VizDatacenter-2.1.0.2296.msi* installs all required files to run Datacenter. The installation requires the following steps:

#### Step 1: Remove Existing Datacenter Versions (Optional)

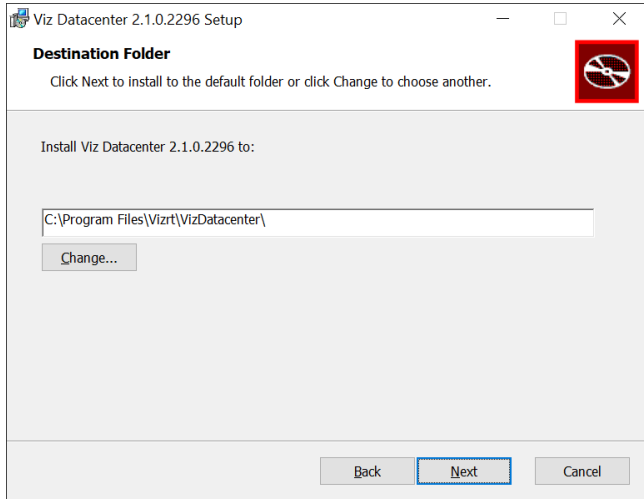
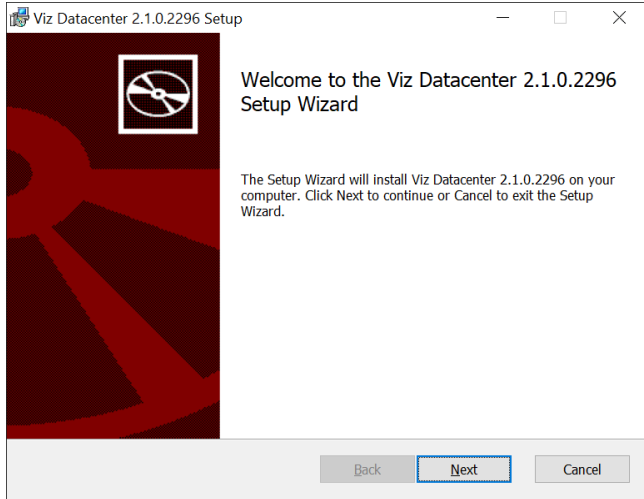
- Remove any existing installation of the Datacenter (recommended).

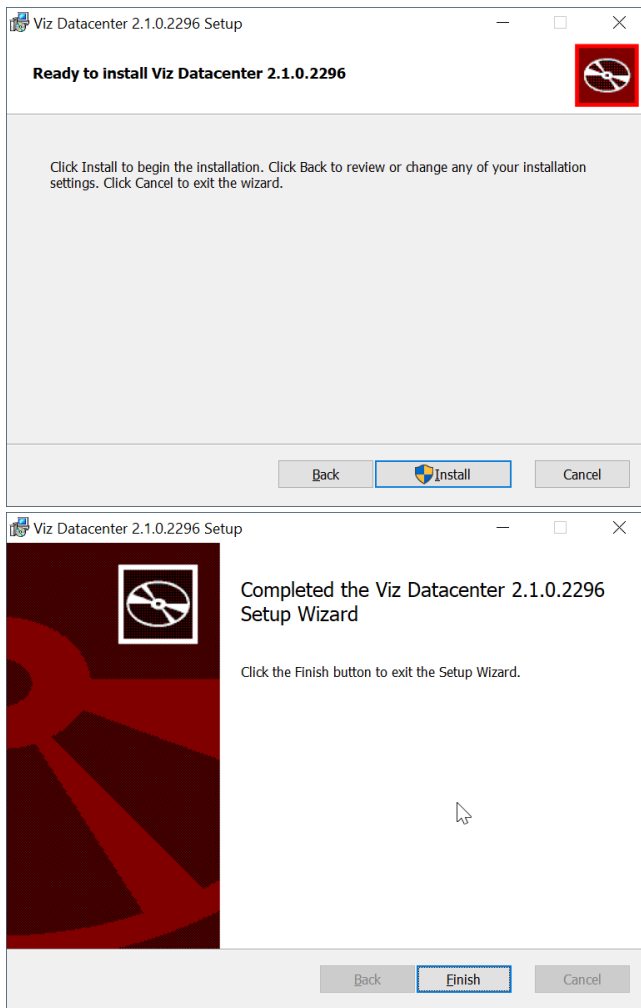
#### Step 2: Install Datacenter

- Locate the file *VizDatacenter-2.1.0.2296.msi* and double click it.

- Follow the steps on screen and click the **Install** button when finished.

**i Running the Installer**  
**Info:** Running the Datacenter 2.1.0 installer requires Admin privileges.



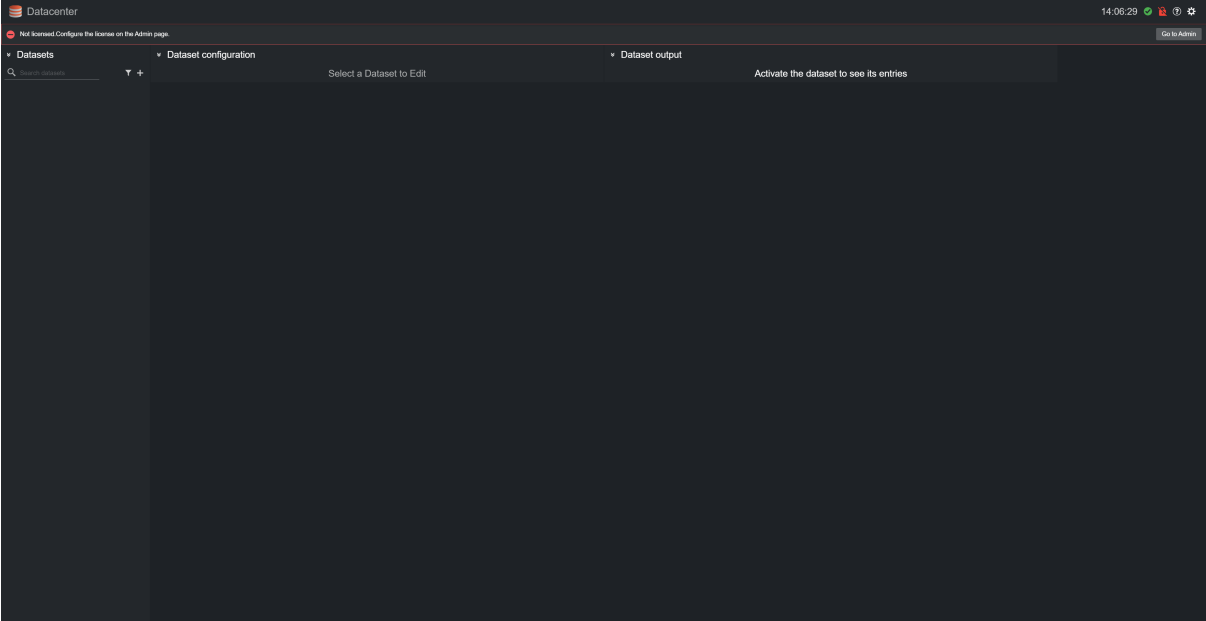


### Step 3: Verify Datacenter's Installation

- Make sure you have a valid Datacenter V3 WIBU license.
- Navigate to <http://127.0.0.1:5700> or double click on the Datacenter Desktop icon.



- You should land on the following view:



### 3.5.2 Project Compatibility

Datasets created with versions older than 2.0.0, are not compatible with Datacenter 2.1.0.

### 3.5.3 Compatibility Notes

Datacenter 2.1.0 is compatible with:

Product	Version
Windows	Windows 10
Viz Engine	5.2.0
Viz Libero	8.2.0
Viz Arena	5.3.0
Viz Arc	1.9.0

## 4 Documentation

Documentation for Datacenter is available at the [Vizrt Documentation Center](#):

- [Datacenter User Guide](#)

---

## 5 Support

Support is available at the [Vizrt Support Portal](#).